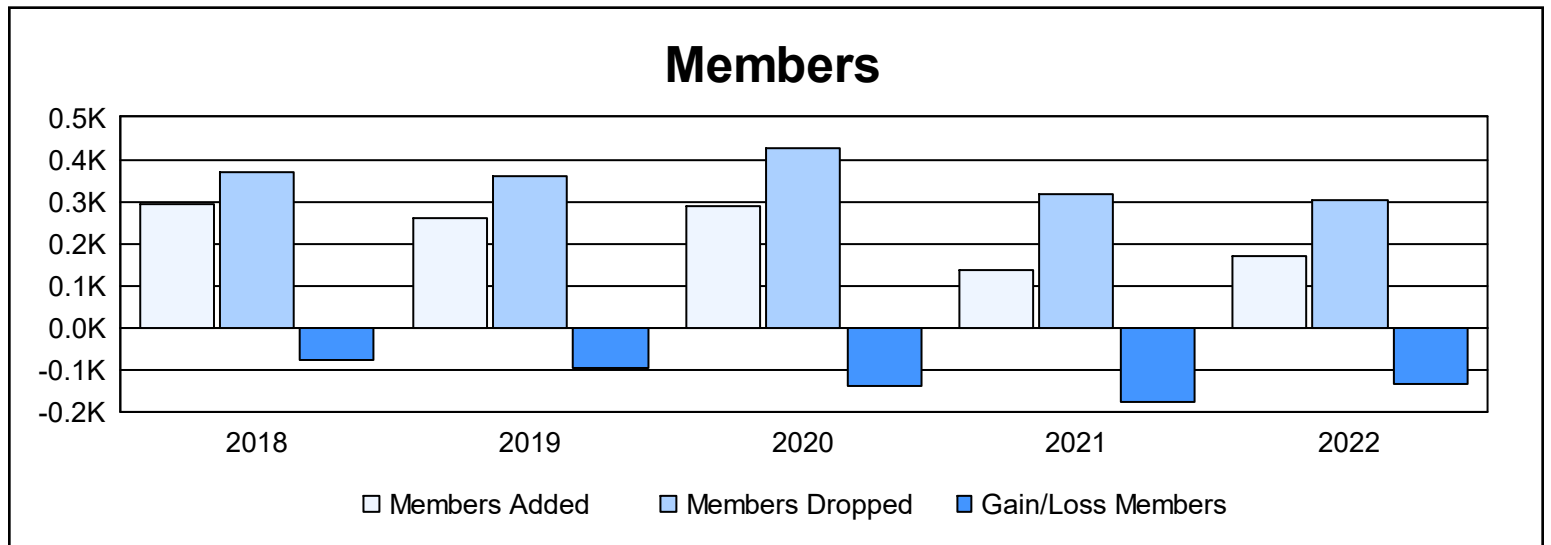
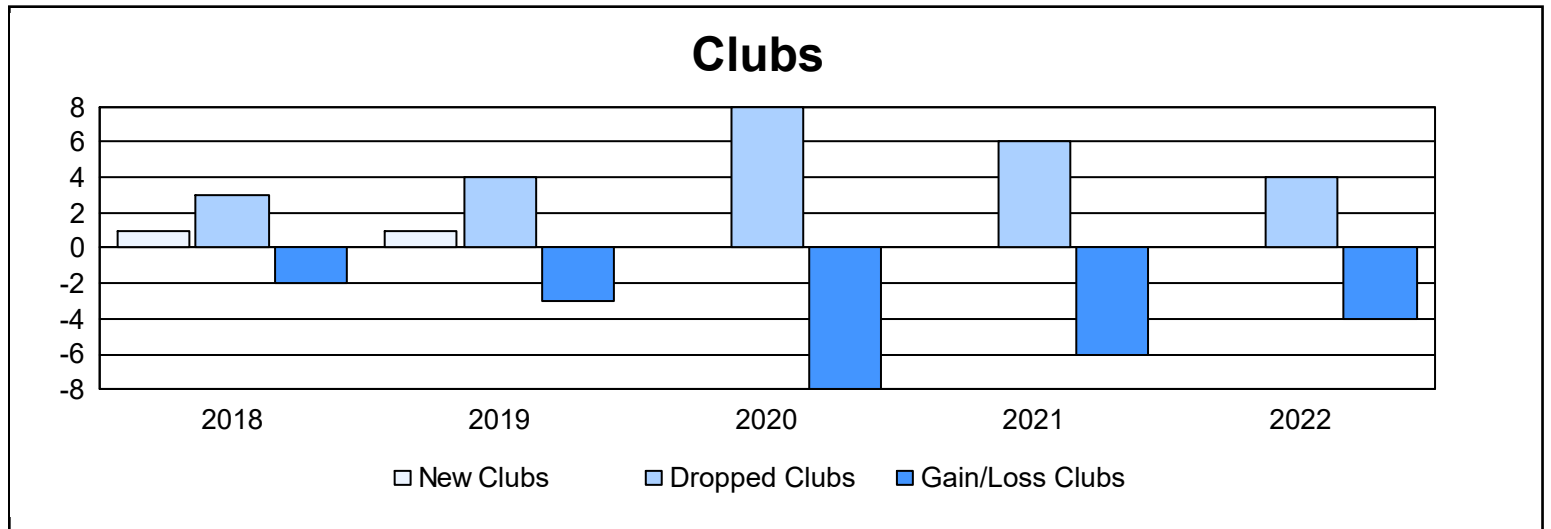
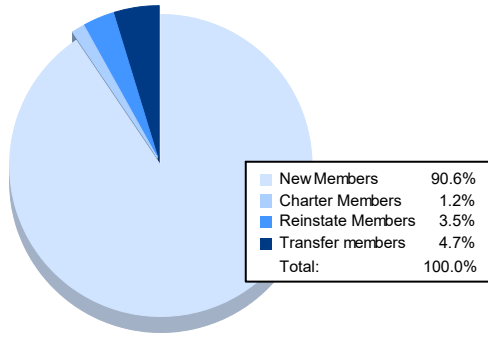


Year	New Clubs	Dropped Clubs	Gain/ Loss Clubs	New Members	Charter Members	Reinstate Members	Transfer Members	Total Member Added	Total Members Dropped	Gain/ Loss Members
2017-2018	1	3	-2	255	28	5	4	292	370	-78
2018-2019	1	4	-3	214	25	6	15	260	358	-98
2019-2020	0	8	-8	233	6	11	39	289	427	-138
2020-2021	0	6	-6	127	2	3	6	138	317	-179
2021-2022	0	4	-4	155	2	6	8	171	304	-133
<b>Average</b>	<b>0</b>	<b>5</b>	<b>-5</b>	<b>197</b>	<b>13</b>	<b>6</b>	<b>14</b>	<b>230</b>	<b>355</b>	<b>-125</b>



### Membership Composition June 2022 Cumulative



### Gender Composition June 2022 Cumulative

